




Rapid Strep A Test (QuickVue+)

Steps - click "Start"

1. Click on the clear tube (becomes the mouse) and place it in the test cassette by clicking on the cassette and dragging the tube to the tube well and clicking to insert.
2. Click on Reagent A (becomes the mouse) and then click on the tube in the cassette. Squeeze 4 drops into the tube by clicking once for each drop.
3. Repeat step 2 with Reagent B (solution should turn green).
4. Click on a throat swab (becomes the mouse) and drag it to the tube.
5. Click on the tube to place the swab into the tube and mix for 1 minute.
6. Click again to squeeze out the excess liquid against side of tube.
7. Dispose of the swab in the biohazard  waste container.
8. Click on the cap (becomes the mouse), drag it to the tube and click again to place it in the tube.
9. Click on the tube (which becomes the mouse and inverts) and click twice to add 2 drops of the sample from the tube to the round sample well of the test cassette.
10. Dispose of the tube in the biohazard  waste container.
11. Click on the cassette and watch for the appearance of vertical and horizontal lines in the three windows.
12. The first is the Test Window - Positive = pink vertical line over blue horizontal line to form a "+" sign; Negative = blue horizontal line only to form a "-" sign.
13. The second is the Positive Control Window and will have a pink vertical line only, indicating that the test is working properly and will detect Strep A antigen if it is present in the sample. If no pink line appears in this window, a negative test result would not be valid.
14. The third is the Test Complete Window and will have a blue horizontal line only. If no blue line appears, the test is either not complete or not enough liquid was used in the test.
15. Answer question that pops up by clicking "positive" or "negative".
16. Dispose of the cassette in the biohazard  waste container.
17. Repeat the exercise for the second swab.

Credits

Faculty: *Cindy Arvidson, PhD*

Producer: *Jiatyan Chen*

Programmer: *Jiatyan Chen*

Artist: *Deon Foster*